



# Renville

COUNTY

*Service · Stewardship · Shared Responsibility*

## HUMAN SERVICES

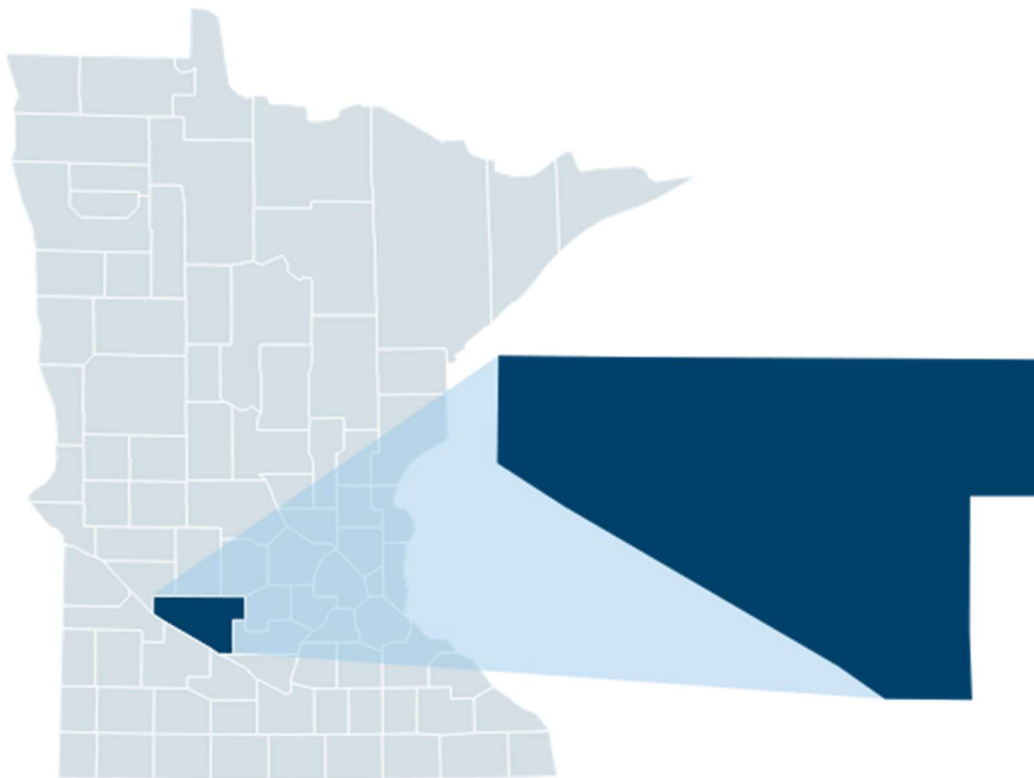
### 2024

## ANNUAL REPORT



## Table of Contents

Message From the Director.....	1
Human Services Funding Comparison .....	2
Adult Protection .....	3
Behavioral Health .....	4-7
Child Support .....	8
Child Care Assistance Program .....	9
Licensing .....	10-11
Public Assistance .....	12-15
Adult & Waiver Services .....	16-18
Child Protection & Child Welfare .....	19-22



## Message from Kaitlyn Fredrickson, Director

As we look forward to another year of serving our community, it is important to recognize the past year of unprecedented changes throughout Human Services, and highlight the high quality work the staff of Renville County is performing. Renville County Human Services continues to remain focused on our mission to enhance the quality of life for our citizens by providing essential services and support that fosters resiliency and growth.

Our agency is made up of three core teams—Child Support, Financial Services, and Social Services—which are further divided into specialized units. These units provide valuable knowledge and expertise to individuals and families within our community. Our staff is dedicated to completing extensive hours of training across a variety of programs to continually enhance their skills and stay informed, in a constantly evolving environment. This commitment and dedication are consistently recognized by our consumers, colleagues, and state departments.

Our goal for 2025 is to overcome the staffing challenges which have continued to impact our agency over the last five years. In 2024 alone, we had a turnover rate of 35%, leading to 22 staff being hired in 2024. Also, we intend to continue improving strategies to navigate the complex cases and requirements that the agency is presented with an effort to build confidence among our staff and continue building a resilient community. If you have any questions, please feel free to reach out to me directly at [kaitlyn.fredrickson@renvillecountymn.gov](mailto:kaitlyn.fredrickson@renvillecountymn.gov) or 320-523-3578.

Sincerely,



# Human Services Funding Comparison 2024

Program	County Share	State Revenue	Federal Revenue	Misc. Revenue
Children Services	\$1,027,380	\$338,078	\$315,766	\$17,778
Child Care	\$44,635	\$17,192	\$122,273	\$5,308
Chemical Dependency	\$1,853	\$13,036	\$318	\$13,986
Mental Health	\$882,765	\$86,947	\$111,101	\$228,748
Developmental Disabilities	\$62,041	\$180,124	\$133,756	\$0
Adult Services	\$189,823	\$168,823	\$225,073	\$284,726

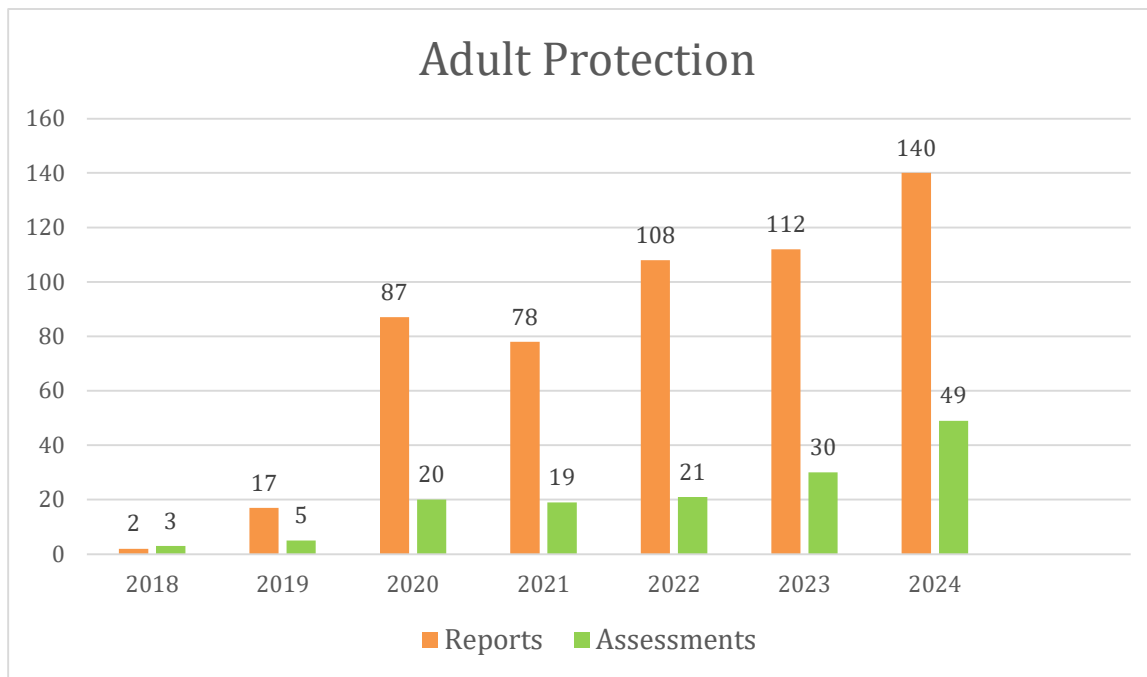


## THE MISSION OF RENVILLE COUNTY

*Renville County's Mission is to keep and enhance the quality of life for our family of citizens through services, stewardship of resources, and shared responsibility.*

# Adult Protection

Renville County Human Services protects vulnerable adults by screening and assessing allegations of physical, emotional and sexual abuse, caregiver neglect, self-neglect, or financial exploitation received via MAARC (Minnesota Adult Abuse Reporting Center.) MAARC has served as the common entry point for Vulnerable Adult reports since July 1, 2015.



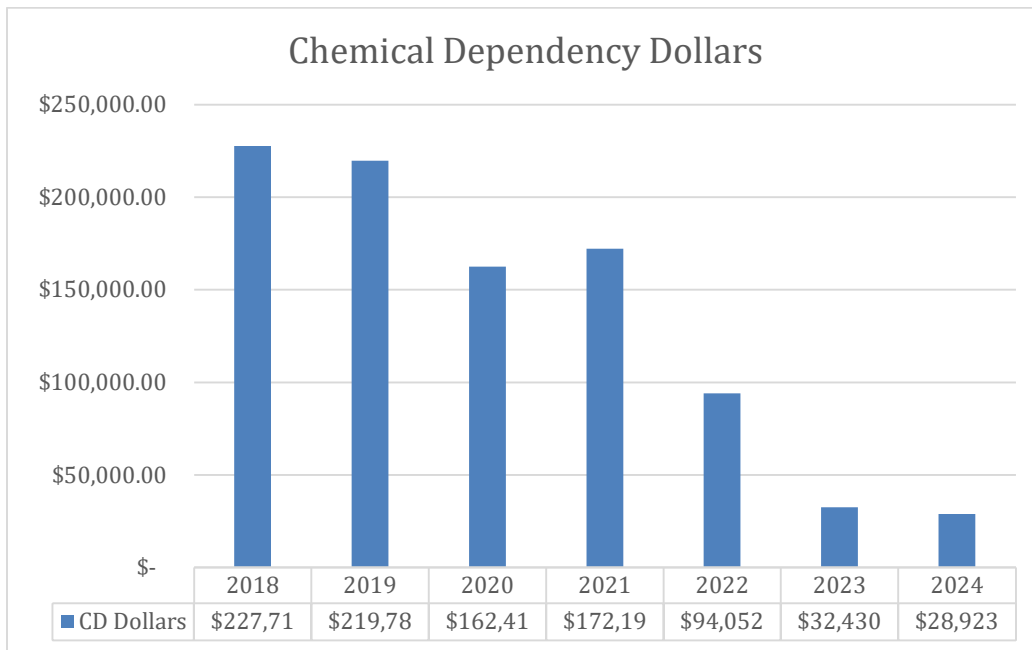
\*Vulnerable adults must meet one of the following criteria:

- Have a physical, mental or emotional disorder that makes it difficult for the person to care for themselves without help and to protect themselves from maltreatment.
- Are in a hospital, nursing home, transitional care unit, assisted living, housing with services, board and care, foster care or other licensed care facility.
- Receives services such as home care, day services, personal care assistance or other licensed services.

# Behavioral Health

## Chemical Health

SUD (Substance Use Disorder) Reform was enacted in Minnesota on July 1, 2022. This significantly changed the way Renville County Human Services provided Chemical Health services. Prior to that date, Renville County provided Chemical Use Assessments under Rule 24/25 as well as case managements. After that date, Renville County moved to processing BHF (Behavioral Health Funds) requests for under or uninsured residents of Renville County. Our agency still receives contacts requesting assessments and/or treatment referrals, so we provide resources for those calls. RCHS also processes withdrawal management (detox) episodes for funding.



\*Average Case Load Size Per Year

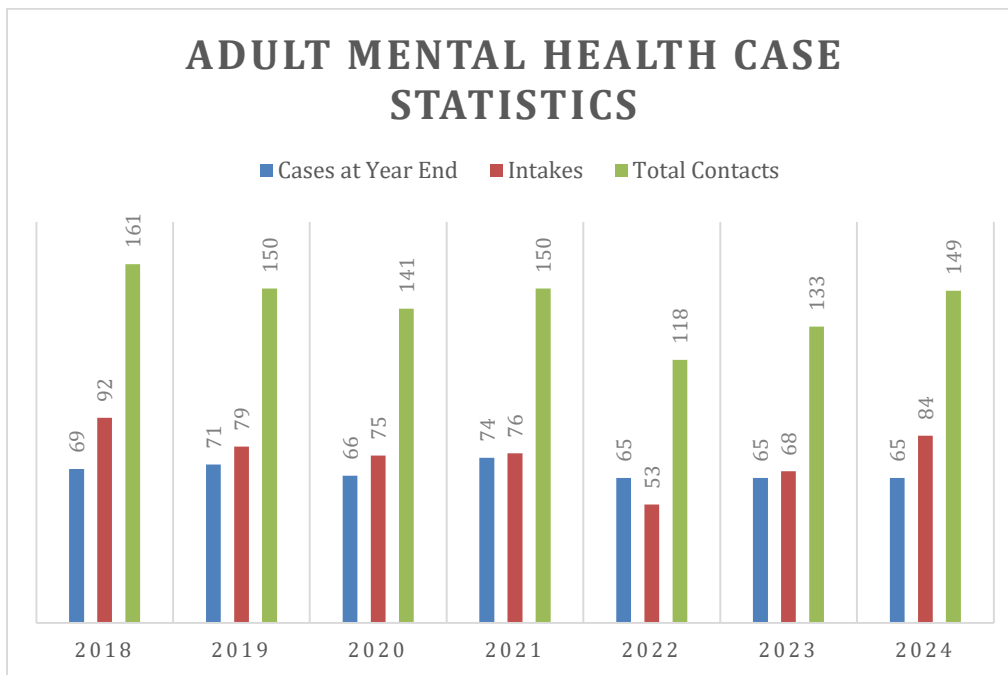


Year	Case Load	BHF Requests
2018	236	X
2019	207	X
2020	166	X
2021	114	X
2022	46	X
2023	X	16
2024	X	17

# Behavioral Health (Continued)

## Adult Mental Health

Adult mental health case management services as defined by Minnesota Statute 245.462, means *activities that are coordinated with the community support services program to help adults with serious and persistent mental illness in gaining access to needed medical, social, education, vocational and other necessary services as they relate to the client's mental health needs. Case management services include developing a functional assessment, an individual community support plan, referring and assisting the person to obtain needed mental health and other services, ensuring coordination of services, and monitoring the delivery of services.*



State requirement for adult mental health client caseload per case manager is: 30:1

NOTE: Case managers have to process Civil Commitments as they come in, screen and assess Adult Protection reports, and complete OBRA Level II Mental Health Assessments for clients transitioning to Skilled Nursing Facilities.

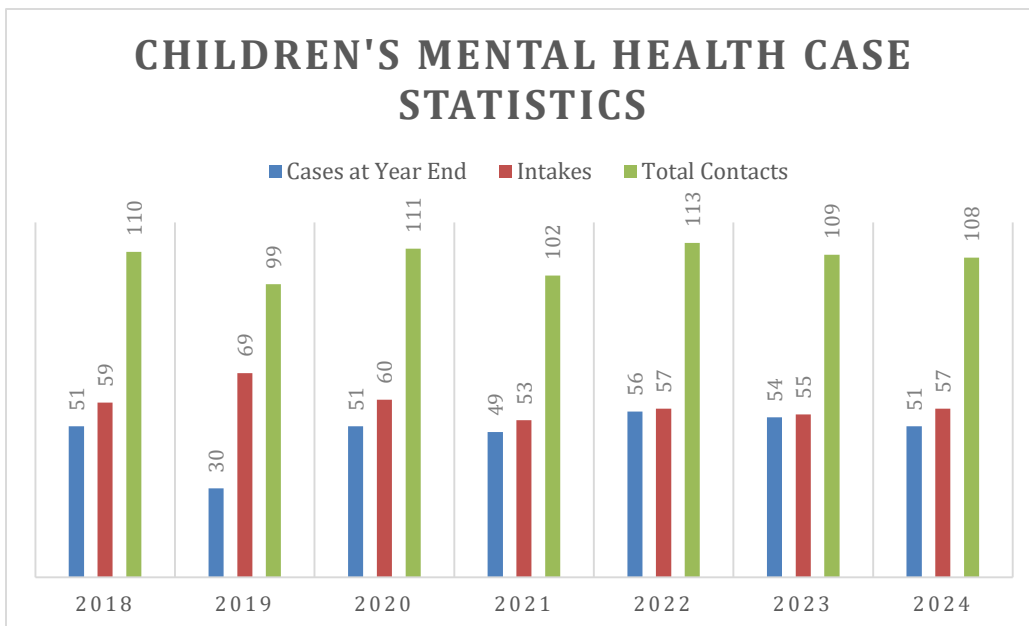
# Behavior Health (Continued)

## Children's Mental Health

Children's Mental Health Case Management services, as defined by Minnesota Statute 245.4871, means *activities that are coordinated with family community support services and are designed to help the child with severe emotional disturbance, and the child's family obtains needed mental health services, social services, educational services, health services, vocational services, recreational services, and related services in the areas of volunteer services, advocacy, transportation, and legal services. A case manager assesses a child's changing needs, develops a plan with other service providers and the child's family to best address the child's needs, links the child and family to appropriate community resources and monitors the effectiveness of planned services.*

In 2024, there were **30** accepted crisis intakes to Woodland Centers Youth Crisis Shelter

- May be duplicated clients, number based off of each intake.
- Does not include refusals by Woodland Centers



State requirement for children's mental health client caseload per case manager is: 15:1



# Behavior Health (Continued)

## Civil Commitments

Year	Mentally Ill	Mentally Ill Chemically Dependent	Chemically Dependent	Rule 20	Unsupported
2024	3	2	0	1	1
2023	2	3	2	0	3
2022	1	0	3	0	2
2021	2	4	0	2	3
2020	5	4	2	0	3
2019	3	0	3	0	0
2018	2	2	0	0	1

Sex Offender Treatment Financial Statistics		
Year	Total Funds Spent	Average Annual Cost per Person
2024	\$122,255	\$30,564
2023	\$104,053	\$26,374
2022	\$92,403	\$31,134
2021	\$79,655	\$26,552
2020	\$83,302	\$28,767

*\*\*The above funds are the county share, which is 25% of the total cost of treatment\*\**



Southwestern Minnesota Adult Mental Health Consortium (SMAMHC): SMAMHC is an 18 county Joint Power entity that is committed to the partnerships and collaboration built with the counties and providers in the southwestern 18-county region. SMAMHC is dedicated to improving the mental health for the adults of our region through strong partnerships and planning. SMAMHC grant allocated Renville County \$54,209 for 2025.

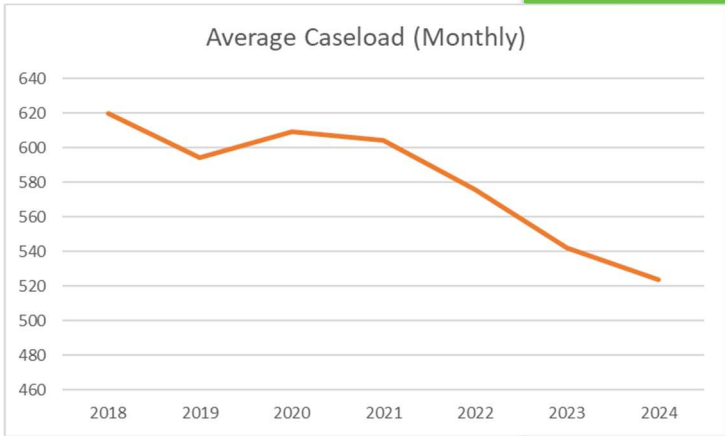
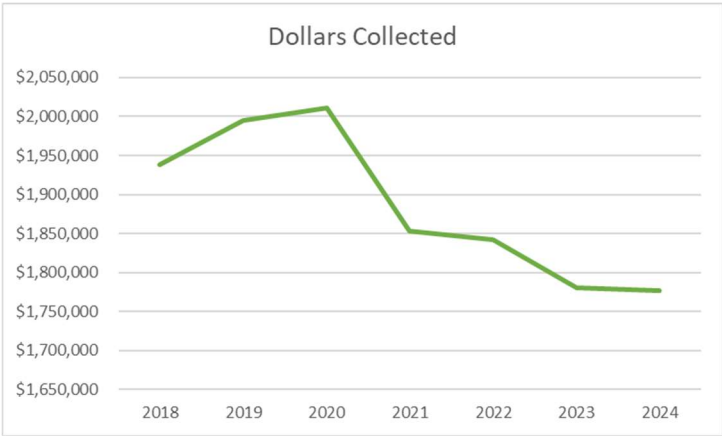
# Child Support



Renville County Human Services Child Support Unit consists of 3 Child Support Officers that manage cases from open to close, case duties may include, but are not limited to, establishment, paternity, locating an absent parent and enforcement.

## Case Load & Collections

Year	Dollars Collected	Average Caseload (Monthly)
2024	\$1,776,526	524
2023	\$1,780,145	542
2022	\$1,842,565	576
2021	\$1,853,451	604
2020	\$2,011,366	609
2019	\$1,994,787	594
2018	\$1,938,590	620



# Child Care Assistance Program

Renville County Human Services, in conjunction with the State of Minnesota, offers the Child Care Assistance Program (CCAP). The program can help make child care affordable for families who qualify for the program.

There are currently 23 licensed providers and 3 licensed child care centers in Renville County, 12 of which accept CCAP.

The Renville County child care needs assessment, conducted in June 2020, by First Children’s Finance (FCF), shows that the county’s current capacity for child care meets only 76% of the child care needs, or 154 child care openings short of full capacity.

Year	Average Caseload (Monthly)
2024	24
2023	25
2022	26
2021	25
2020	31
2019	28
2018	26

This chart shows the average monthly case load for the Child Care Assistance Program. Caseload is equal to the number of families participating in the program. There was an average of 24 families per month participating in CCAP in 2024.



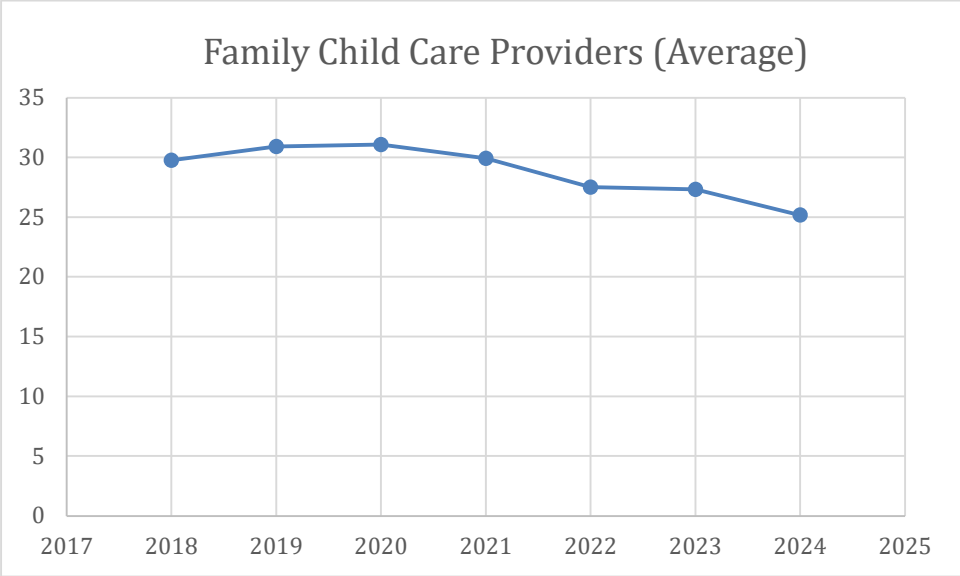
# Licensing

## Family Child Care

There were 23 providers as of 12/31/2024, one (1) of which is a SFCC (Special Family Child Care).

SFCC is a License holder who provides child care in a space other than their home. Space may be in another house, church, school, or other community space.

Family Child Care Providers (Average)	
2024	25
2023	27
2022	28
2021	30
2020	31
2019	31
2018	30



There are 3 state licensed child care centers in Renville County (Little Stangs-Buffalo Lake, Learning Funhouse-Bird Island, and Cougar Cub-Franklin).

## Licensing (Continued)

### Child Foster Care

At the end of 2024, Renville County Human Services had seven (7) licensed Child Foster Care homes, one of those is a relative home. RCHS has eight (8) ‘in application’ providers who are in the licensing process.

Licensing guidelines recommends that the licensing process be complete within 4-6 months.

Year	Applications	Assessments	Licensed	Relative Licensed
2024	8	8	1	4
2023	8	8	1	5
2022	12	13	2	4
2021	24	10	1	11
2020	11	9	1	0
2019	13	4	1	4
2018	8	7	1	5

### Community Residential Setting | Adult Foster Care

Renville County does not have any Adult Foster Care homes, and we had one ‘in application’ over the years 2018-2024.

Year	Number of Community Residential Settings
2024	13
2023	15
2022	14
2021	15
2020	16
2019	16
2018	16

The above numbers include Child Foster Residential Setting (CFRS) which is a corporate child foster care setting. Renville County has one (1) site.



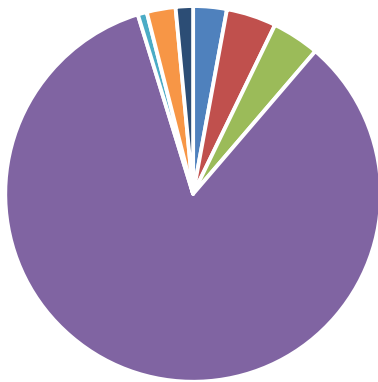
# Public Assistance

Renville County Human Services helps the community with a plethora of programs. Those programs include, but are not limited, to General Assistance, Medical Assistance, SNAP, MSA, Housing Support, DWP & MFIP.

According to the 2023 census, Renville County has a population of 14,348.

In 2024, approximately 9% of the Renville County population was on a public assistance program.

Public Assistance Breakdown



■ GA ■ GRH ■ MSA ■ SNAP ■ DWP ■ MFIP ■ County Burial

Public Assistance Breakdown	
Program	Number of People
GA	37
GRH	55
MSA	52
SNAP	1,074
DWP	10
MFIP	32
County Burial	19

**What is General Assistance?** The General Assistance program helps people without children pay for basic needs. It provides money to people who cannot work enough to support themselves, and whose income and resources are very low. People who receive GA are also eligible for help with medical and food costs through Medical Assistance and the Supplemental Nutrition Assistance Program

**What is Minnesota Supplemental Aid (MSA)?** Minnesota Supplemental Aid provides cash assistance to help adults who get supplemental Security Income (SSI) pay for their basic needs. Some people who are blind, have a disability, or are older than 65 but do not get SSI because their other income is too high may also be eligible for MSA if they meet the income requirements.



## Public Assistance (Continued)

### **What is Supplemental Nutrition Assistance Program (SNAP)?**

Supplemental Nutrition Assistance Program (SNAP), formerly known as Food Stamps, helps Minnesotans with low incomes (including temporary low incomes) get the food they need for nutritious and well-balanced meals. The program provides extra support to help stretch a household's food budget – it is not meant to cover all the groceries that a family needs. SNAP offers monthly benefits loaded on an Electronic Benefit Transfer (EBT) card, which looks and works like a debit card. This card can be used to buy groceries at authorized stores, farmers markets, and online retailers.

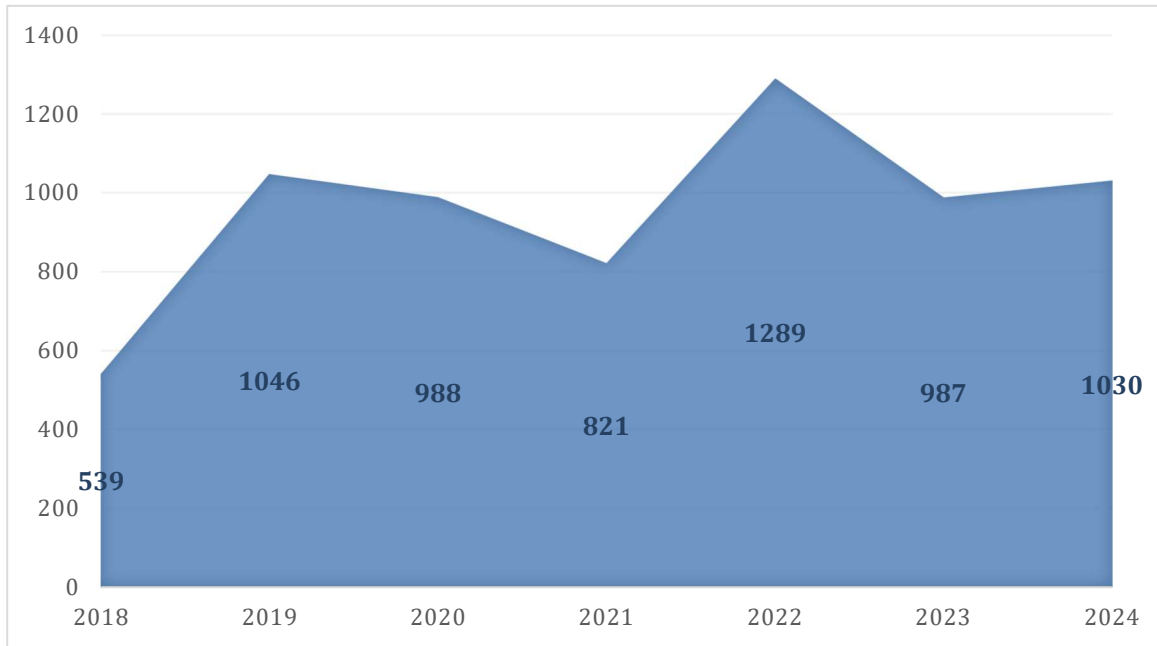
**What is Housing Support?** The Housing Support program pays for room and board for seniors and adults with disabilities who have low incomes. The program aims to reduce and prevent people from living in institutions or becoming homeless. Over 20,000 Minnesotans receive Housing Support assistance each month to help pay for rent and food. About 27% of program recipients also receive Housing Support supplemental service funding to provide other services, including but not limited to: medication reminders, assistance with transportation, arranging for meetings and appointments, and arranging for medical and social services.

**What is Diversionary Work Program & Minnesota Family Investment Program?** Minnesota's economic support programs help families and individuals work toward economic stability. The Diversionary Work Program (DWP) is a four-month program that helps low-income Minnesota families find a job. When families first apply for cash assistance, most will participate in DWP. The Minnesota Family Investment Program (MFIP) is the state's primary program for helping low-income families with children move out of poverty through work.



## Public Assistance (Continued)

### Application Trends



### 2024 Financial Statistics

Program	Dollar Amount	State Funds	Federal Funds
General Assistance	\$79,645.88	\$79,645.88	N/A
Supplemental Nutrition Assistance Program (SNAP)	\$1,849,426.91	\$2510	\$1,846,916.91
Minnesota Supplemental Aid (MSA)	\$73,670.67	\$73,670.67	N/A
Housing Support	\$298,676.18	\$298,676.18	N/A
Diversionary Work Program (DWP)	\$13,288.82	N/A	\$13,288.82
Minnesota Family Investment Program (MFIP)	\$337,480.25	\$52,101.00	\$285,379.25

\*There are no county funds used for these above programs\*

### County Burial Statistics

Year	Number of County Burials	Dollar Amount
2024	19	\$53,436.00
2023	19	\$67,696.28
2022	13	\$31,161.31

\*County Burials are 100% County Funds\*



## Public Assistance (Continued)

### Medical Assistance

In 2024, approximately 3,879 people were on Medical Assistance. This would be approximately 27% of the 2023 census of Renville County of 14,348.

**What is Medical Assistance?** Medical Assistance (MA) is Minnesota’s Medicaid program for people with low income. Most people who have MA get health care through health plans. Members who do not receive health care through a health plan receive care on a fee-for-service basis, with providers billing the state directly for services they provide. MA is Minnesota's largest health care program and serves children and families, pregnant women, adults without children, seniors and people who are blind or have a disability.

2023 Medical Assistance Financial Statistics			
Program	Dollar Amount	State Funds	Federal Funds
Medical Assistance (MA)	\$50,686,467	\$24,102	\$50,662,365

\*The above numbers are reported from 2023, as 2024 has not been reported yet\*

### Fraud Prevention Investigation (FPI)

Renville County Human Services works closely with the Renville County Sheriff’s Office to complete fraud prevention services for our county to combat abuse of public assistance programs, ensuring the dollars go to individuals and families who really need it. The county started receiving the fraud prevention grant in 2020, and has since used it to save thousands of dollars for the State of Minnesota. From July 2023 to June 2024, Renville County received \$95,000 to support the Fraud Prevention Investigator position in the Sheriff’s Office that led to the following:

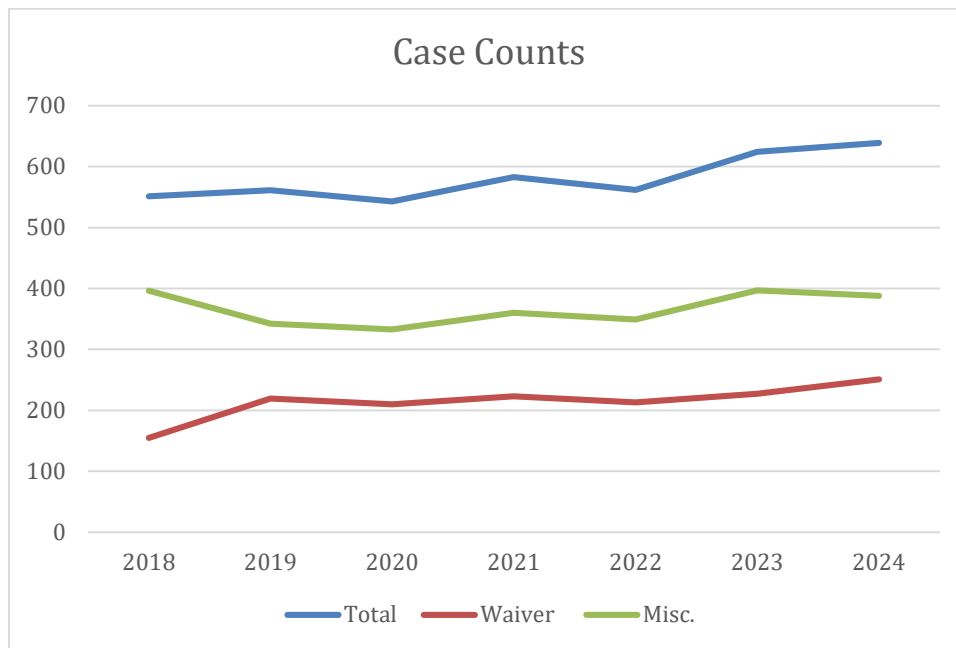
Cost Savings = \$181,988	Overpayments Identified = \$7,121
Case Referrals = 67	Cases Completed = 63



# Adult & Waiver Services

Year	Total Case Count	Waiver Case Count	Misc. Program Case Count
2024	639	251	388
2023	624	227	397
2022	562	213	349
2021	583	223	360
2020	543	210	333
2019	561	219	342
2018	551	155	396

<p>Waivers include:</p> <ul style="list-style-type: none"> <li>- AC</li> <li>- CADI</li> <li>- CAC</li> <li>- EW</li> <li>- DD</li> <li>- BI</li> <li>- ECS</li> </ul>	<p>Misc. Programs include (But not limited too):</p> <ul style="list-style-type: none"> <li>- Family Support Grant</li> <li>- Rule 185 Case Management</li> <li>- Community First Services and Supports (CFSS)</li> <li>- County Funded Semi-Independent Living Skills</li> <li>- County Funded Day Training and Habilitation</li> <li>- VADD/TCM</li> <li>- Health Plans-Refusals</li> <li>- Health Plans-Community Well</li> </ul>
--	--



## Adult & Waiver Services (Continued)

### Community First Services and Supports (CFSS)

October 1, 2024 was the roll out of the new program called Community First Services and Supports (CFSS). CFSS has taken the place of the Personal Care Assistance (PCA) program. The CFSS program is 100% funded by county dollars.

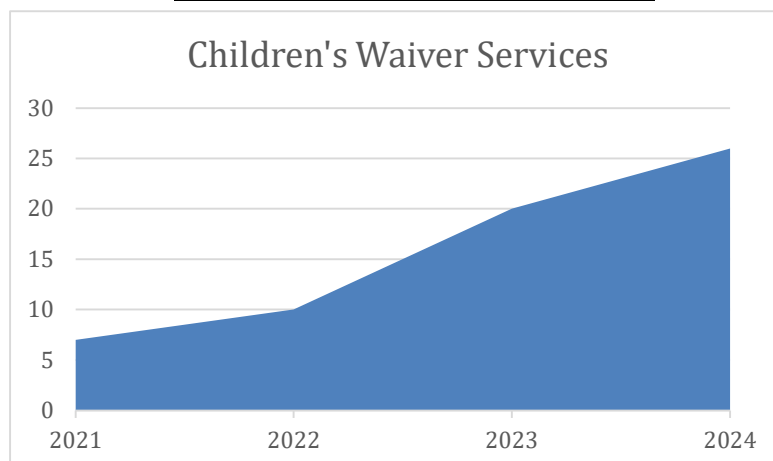


CFSS Total Case Load	
Month	Case Load
October	4
November	1
December	3

### Children Waiver Services

The Children Waiver Services need in Renville County has seen a significant increase between the years 2021 and 2024.

Year	Assessments Completed
2024	26
2023	20
2022	10
2021	7

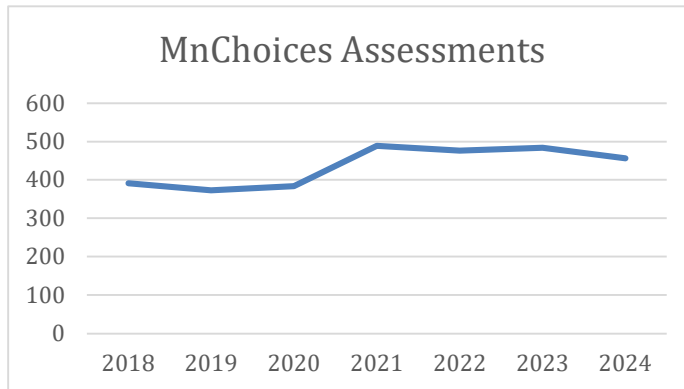


## Adult & Waiver Services (Continued)

### MnChoices

What is MnChoices? MnChoices is a computer application used by lead agencies to complete Long-Term Services and Supports (LTSS) assessments, support plans and health risk assessments. MnChoices will determine eligibility for home and community based waived services. What is the County's Role in MnChoices? MnChoices assessors will complete initial and reassessments on those individuals who are already on a home and community based waiver. Care coordinators at Renville County also complete MnChoices for individuals who are on either Blue Plus or Prime West.

Year	Assessments Completed
2024	456
2023	484
2022	476
2021	489
2020	384
2019	373
2018	391

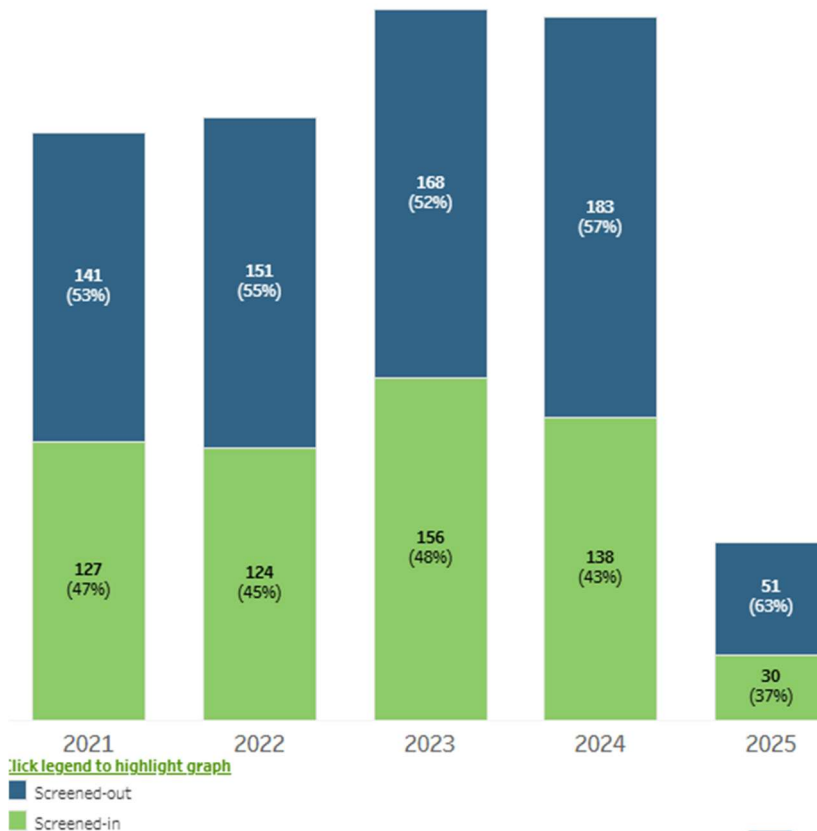


Financial Impact in 2024			
Program	Dollar Amount	State Funds	County Funds
Family Support Grant	\$7,109.00	100% Grant	N/A
Rule 185 Case Management	\$6,655.53	N/A	100% County
Community First Supports & Services (CFSS)	\$2,324.65	N/A	100% County
County Funded Semi-Independent Living Skills	\$49,938.00	85% State	15% County
County Funded Day Training and Habilitation	\$26,909.00	N/A	100% County
VADD/TCM	\$9,256.00	100% State	N/A

# Child Protection & Child Welfare

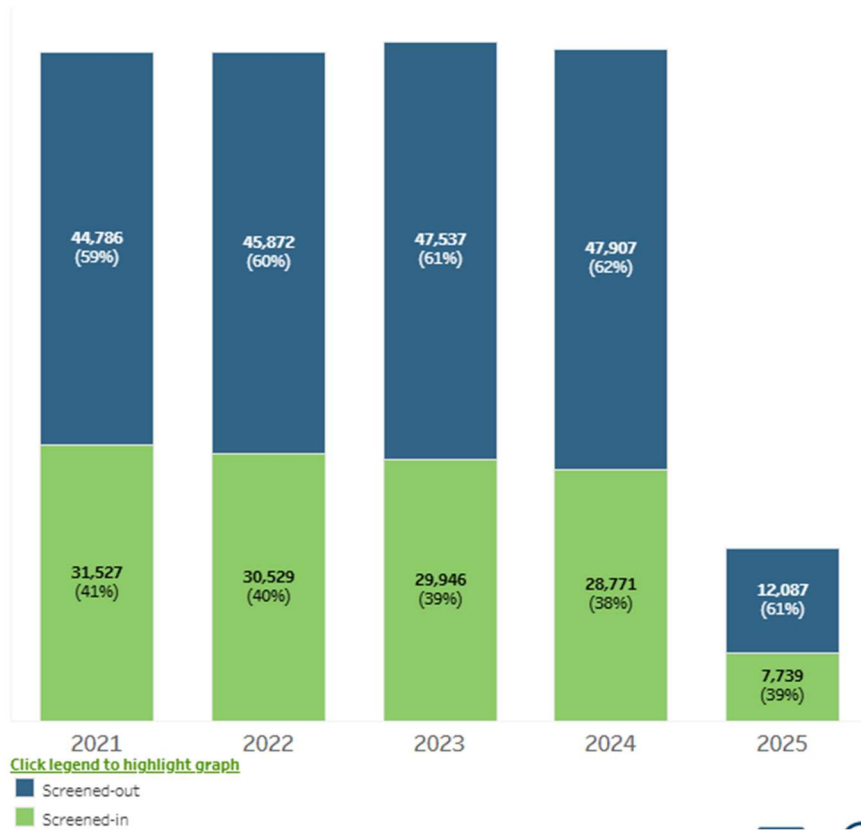
## Child Protection

Child protection allegations are defined by MN Statute 260 and consist of sexual abuse, physical abuse, mental injury, and neglect. Reports are received by the agency either in person, online, or via phone and are then screened by a multidisciplinary team consisting of Human Services staff, law enforcement, attorney’s office, and outside agencies such as teachers, medical professionals, mental health professionals, day care providers or relatives. During screenings, not only are the allegations determined, but also whether or not the allegations rise to the level of child protection, voluntary services, or are screened out. From there, the Child Protection team, guided by statute and best practice recommendations, completes the case.



\*\* Graph indicates the number of reports for Renville County\*\*

## Child Protection & Child Welfare (Continued)



*\*\* Graph indicates the number of reports Statewide \*\**

Case Statistics				
Year	Child Protection Case Management	Child Welfare	Minor Parent	PSOP
2024	62	72	3	28
2023	56	79	2	19
2022	40	87	0	16
2021	49	116	2	21

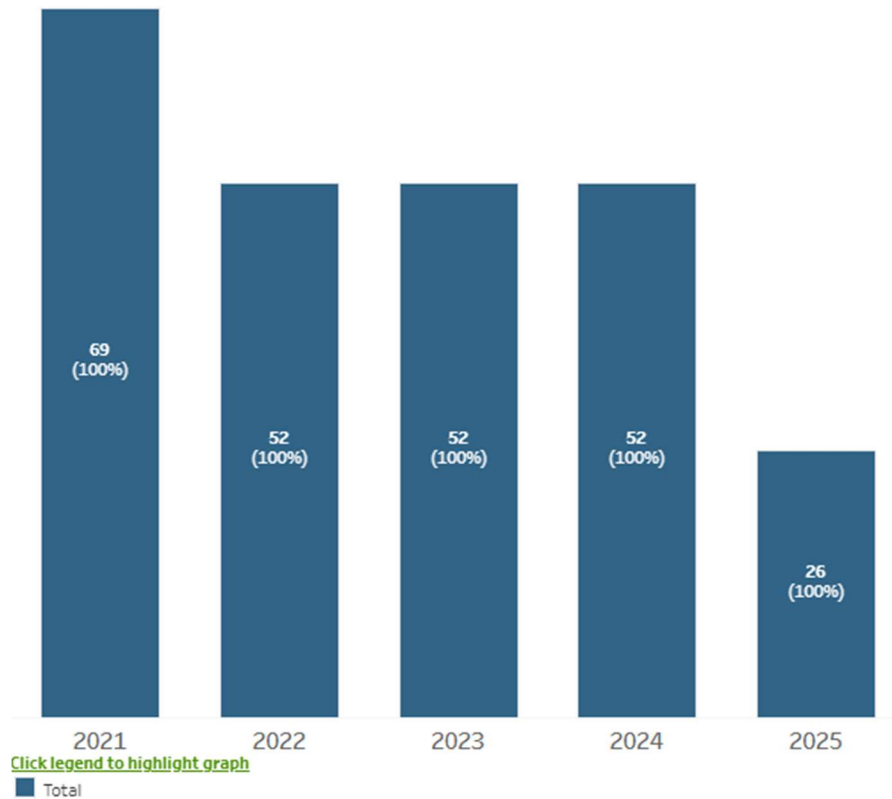
### What is the Parent Support Outreach Program (PSOP)?

PSOP is a voluntary, early intervention program that focuses on a family's strengths and needs, and aims to help children and parents thrive.



## Child Protection & Child Welfare (Continued)

In some cases, it is found that it is best for a child to be removed from the home.



*\*\*Graph indicates the number of children experiencing out of home care\*\**

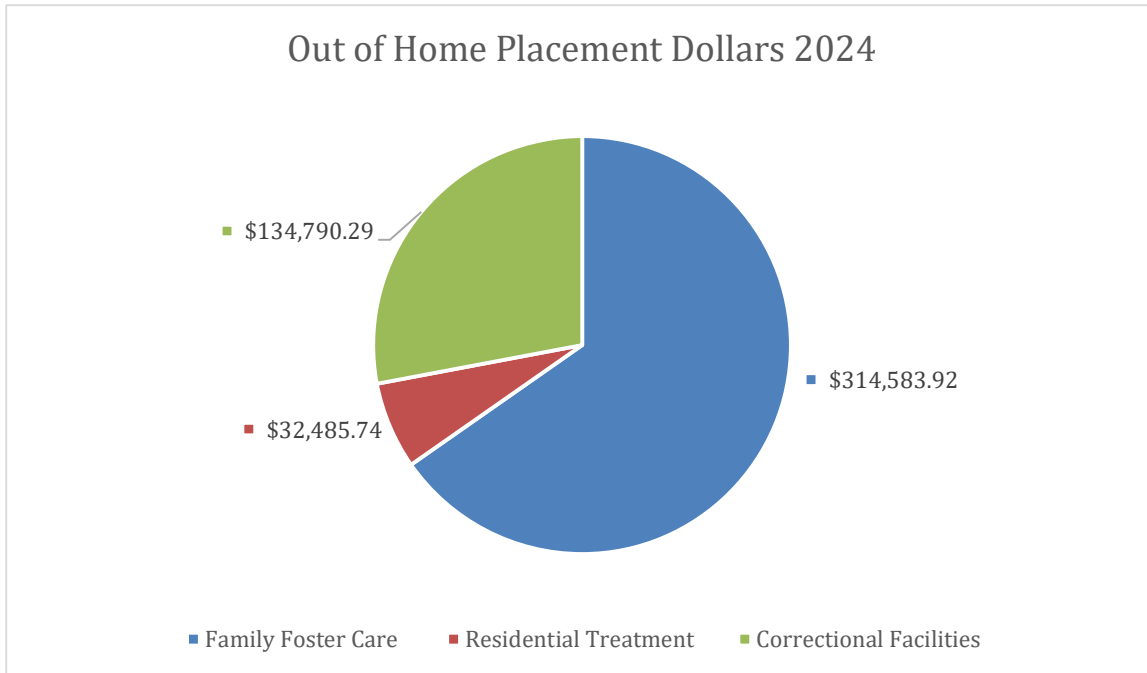
Custody of **5** children was transferred to kinship homes and adoption was completed for **1** child in 2024.

There were **9** children pending permanency, as of 12/31/2024.

Permanency refers to a stable, long-term living situation for a child, ideally with family connections, achieved through reunification, adoption, or guardianship, and encompassing both legal and relational aspects.

# Child Protection & Child Welfare (Continued)

## Out of Home Placement Financial Statistics



	2024	2023
Family Foster Care	\$314,583.92	\$208,957.94
Residential Treatment	\$32,45.74	\$69,487.40
Correctional Facilities	\$134,790.29	\$135,337.77

## Federal Reimbursement for Out of Home Placements

2024 = \$36,310.00

2023 = \$45,518.00

