



Renville County
Public Health
Prevent. Promote. Protect.

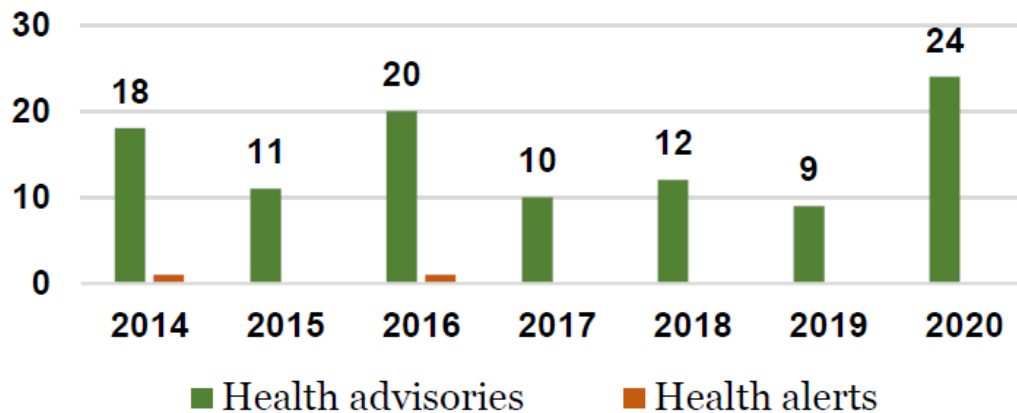
Public Health: 2020 Annual Report

Public Health Emergency Response regarding COVID-19

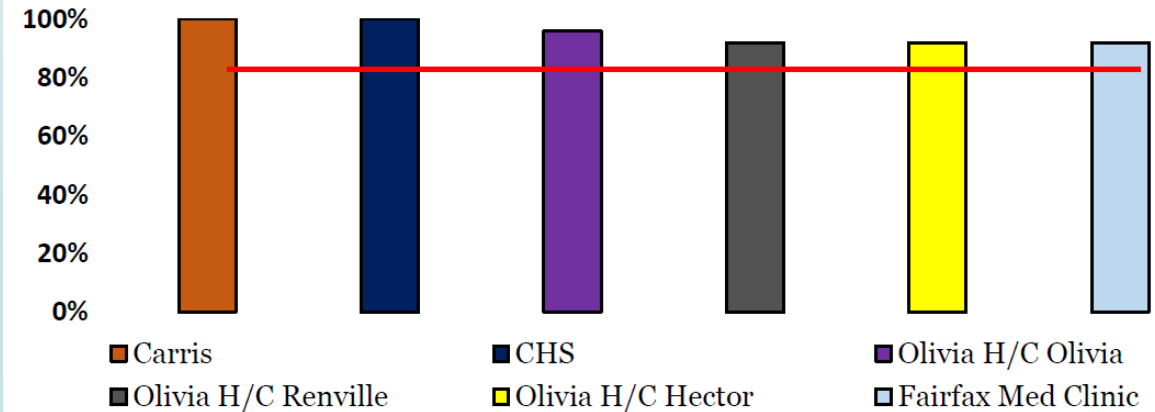
- Opened Department Operations Center (DOC) on 2/3/2020
- Implemented Unified Command on 4/1/2020
- Over the course of the year, 1/3 of Public Health staff time was diverted to COVID-19 activities
- Services were prioritized utilizing Continuity of Operations Plan (COOP)
- COVID-19 Vaccinating: 1/12/2021 to 6/9/2021 = 4,733 doses given)

Health Alert Network (HAN)

Number of Health Advisories and Health Alerts Sent over Past Years



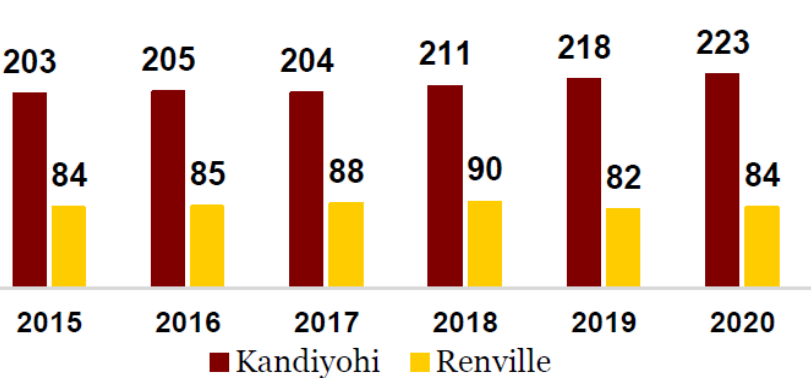
2019: 24 Hour Response Rate to Health Advisories



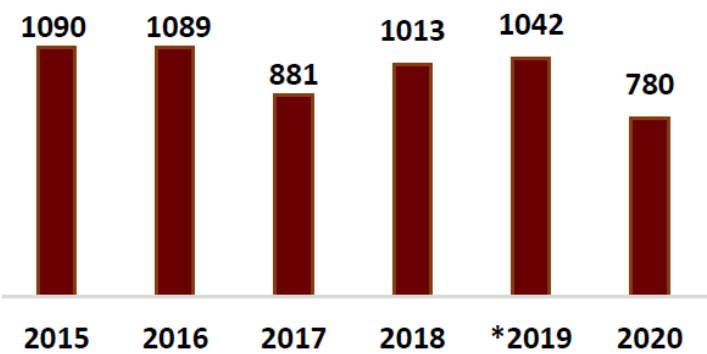
Environmental Health

- Work initiated for a new mobile inspection application that will work together with our current electronic system, for implementation in 2021. A federal grant was received to aide in this.
- Inspections continued throughout the COVID-19 pandemic. Much time was spent on enforcing Executive Orders and fielding questions from the general public and from businesses.

Licensed Establishments in Kandiyohi and Renville County

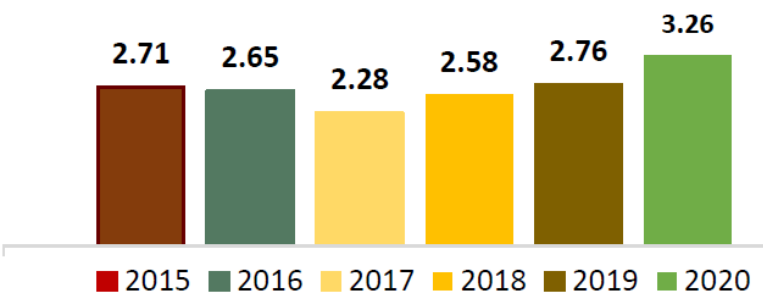


Violations Issued



*Food Code change implemented

Average Number of Violations per Inspection



Women, Infants, and Children (WIC)

Staff time: 4%

- WIC visits changed from in-person to virtual beginning March 2020
- Served 4,489 participants with a monthly average of 374 participants

Family Home Visiting (FHV)

- FHV visits changed from in-person to virtual beginning March 2020
 - Visits continued to occur twice monthly
- Total number of visits made:
 - Prenatal Mom visits: 100
 - Parenting / Child visits: 1,817
 - Children with Special Health Needs visits: 97

Staff time: 18%

Child & Teen Check-Up (C&TC)

- Letters were sent throughout the COVID-19 pandemic
- Far less direct contact was made
- First time this grant has ever been underspent in Renville County

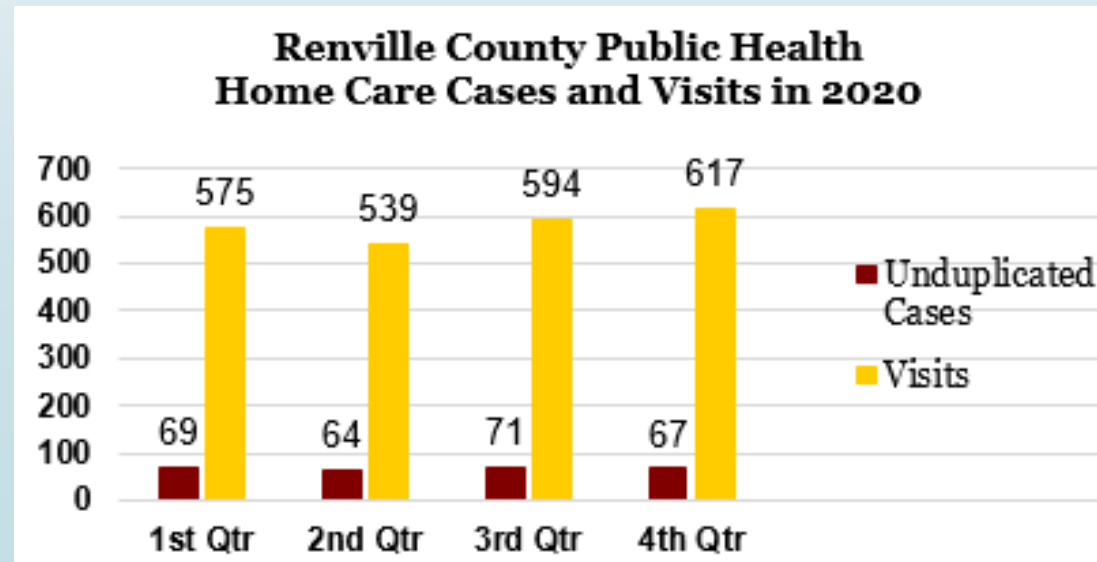
School Health

- Model changed for 2020-2021 School Year
 - Each school employs their own full-time LPN for daily tasks
 - Licensed School Nurse (RN) from County provides required oversight, assessment, planning and reporting
- Schools in contracts: BLHS, BOLD, Cedar Mountain, RCW, St. Mary's

Staff time: 5%

Home Care

- Number of visits increased, likely related to more clients being deemed homebound due to high risk for COVID-19
- Home Care Nurses, Home Health Aides, and Therapists continued to visit all clients face-to-face with strict Personal Protective Equipment and screening procedures
- Average of 68 home care clients annually
 - Total number of Nurse visits: 2,325
 - Total number of Home Health Aide visits: 1,686
 - Total number of Therapist (Physical, Occupational, Speech) visits: 518
- Medicare survey was due in October 2020 but put on hold due to COVID-19



PrimeWest County Case Management

- Visits were completed virtually after March 2020
- Services provided to an average of 175 members
 - 173 Long Term Care Consultations/ Health Risk Assessments/ Skilled Nursing Facility Assessments were completed with Social Workers
 - 1,486 contacts made by RN Case Managers
 - 11 Medication Reconciliation contacts were done by RN Case Managers

State-Funded Waiver Case Management

- Visits were completed virtually after March 2020
- Services provided to 62 clients
- 514 contacts made by RN Case Managers
- Revenues: \$21,742.89

MnCHOICES Assessments

- Assessments were completed virtually after March 2020
- Total number of assessments: 115

Statewide Health Improvement Partnership (SHIP)

- State of Minnesota allowed us to use our grant dollars to divert staff to assist the department with pandemic efforts

Health Promotion

- Opportunities that we normally provide each year didn't happen:
 - Cooking Matters class
 - Talking is Teaching
 - Tobacco compliance checks, including Educate & Congratulate
 - Car Seat classes
 - Blood Pressure clinics & Foot Care clinics
 - Toilet Paper distribution
 - RAPAD efforts to students were much less

Department Expenditures in 2020

| | | | |
|------------------|--------------|----------------------|--------------|
| NFP | \$49,743.90 | Waivered Services | \$250,755.05 |
| Family Health | \$38,834.38 | Health Promotion | \$9,370.82 |
| C&TC | \$42,367.98 | SHIP | \$129,494.39 |
| School Health | \$93,681.90 | Drug Free Grant | \$92,724.73 |
| WIC | \$84,710.74 | Environmental Health | \$78,683.86 |
| MCH Prenatal | \$283,629.34 | DP&C | \$14,963.35 |
| Follow Along | \$6,750.71 | Immunizations | \$21,516.19 |
| MEPSP | \$7,719.37 | PHEP | \$34,737.60 |
| Home Health | \$568,492.38 | PHER | \$231,330.47 |
| Home Health Aide | \$80,148.10 | CHS Administration | \$68,548.99 |

| | |
|--------------------|----------------|
| Total Expenditures | \$2,189,214.08 |
|--------------------|----------------|