



Renville
COUNTY
Service · Stewardship · Shared Responsibility

HUMAN SERVICES

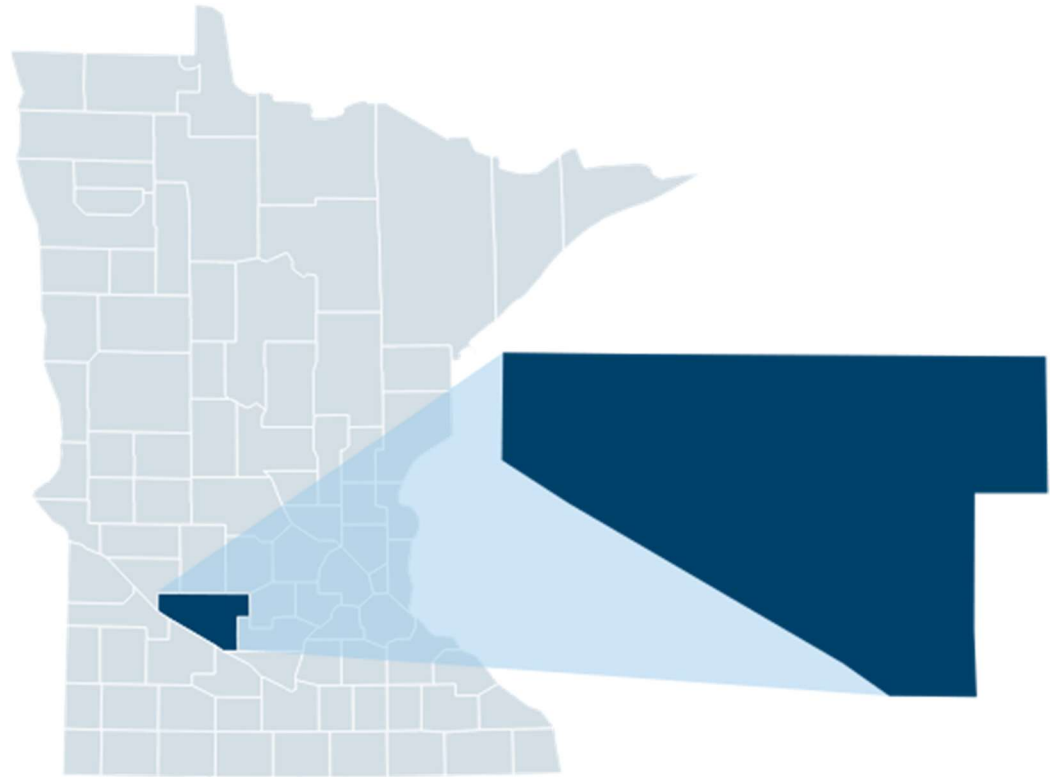
2025

ANNUAL REPORT



Table of Contents

Message From the Director.....	1
Human Services Funding Comparison.....	2
Adult Protection.....	3
Behavioral Health.....	4-7
Licensing.....	8-9
Adult & Waiver Services.....	10-12
Child Protection & Child Welfare.....	13-16
Public Assistance.....	17-21
Child Support.....	22



Message from Kaitlyn Fredrickson, Director

As we look ahead to another year of serving our community, it is important to reflect on the continued challenges and recognize the high-quality work being carried out by the staff of Renville County Human Services. While the past year has brought ongoing and significant challenges at the county, state, and federal levels, our agency remains steadfast in its commitment to resilience and service. Renville County Human Services continues to focus on our mission to enhance the quality of life for our citizens by providing essential services and support that foster resiliency and growth. Despite the complexity of the current landscape, our staff consistently demonstrates adaptability, professionalism, and dedication to those we serve.

Our agency is made up of three core teams—Child Support, Financial Services, and Social Services—which are further divided into specialized units. These teams provide valuable knowledge and expertise to individuals and families within our community. Staff continue to complete extensive hours of training across a variety of programs to strengthen their skills and remain informed in an ever-evolving environment. This commitment is consistently recognized by our consumers, colleagues, and state partners.

Over the past year, we have made meaningful progress in addressing the significant staff turnover that impacted our agency in prior years. While workforce challenges remain present, they have become more manageable, allowing us to focus more intentionally on stability, growth, and service delivery.

Our goals for 2026 include preparing for and effectively responding to anticipated legislative and programmatic changes, including MAAFPCWDA, SNAP and MFIP regulation updates, MNChoices, and other emerging requirements. We are committed to strengthening our internal strategies to navigate complex cases, supporting staff confidence and development, and continuing to build a resilient organization that can meet the evolving needs of our community.


If you have any questions, please feel free to reach out to me directly at kaitlyn.fredrickson@renvillecountymn.gov or 320-523-3578.

Sincerely,



Human Services Funding Comparison 2025

Program	County Share	State Revenue	Federal Revenue	Misc. Revenue
Children Services	\$1,304,907	\$395,033	\$299,520	\$5,717
Child Care	\$87,948	\$16,520	\$111,083	\$500
Chemical Dependency	\$9,884	\$11,950	\$1,598	\$10,528
Mental Health	\$913,797	\$94,535	\$108,942	\$265,149
Developmental Disabilities	\$17,568	\$201,311	\$154,377	\$0
Adult Services	\$251,476	\$209,599	\$291,396	\$382,326

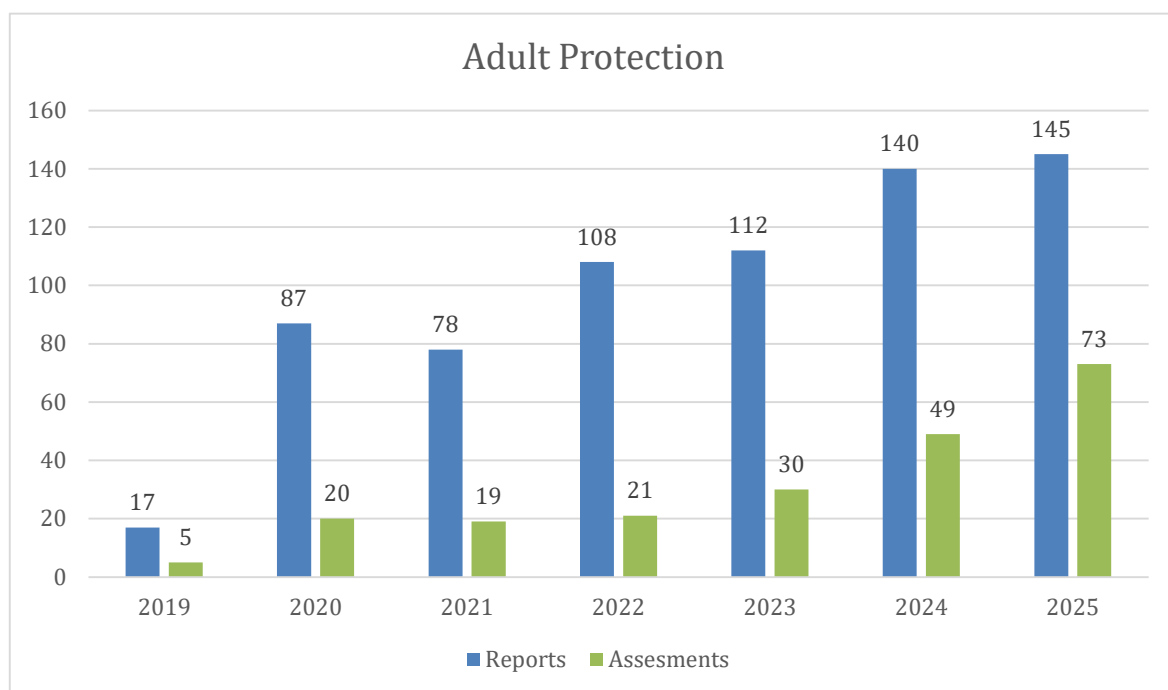


THE MISSION OF RENVILLE COUNTY

Renville County's Mission is to keep and enhance the quality of life for our family of citizens through services, stewardship of resources, and shared responsibility.

Adult Protection

Renville County Human Services protects vulnerable adults by screening and assessing allegations of physical, emotional and sexual abuse, caregiver neglect, self-neglect, or financial exploitation received via MAARC (Minnesota Adult Abuse Reporting Center). MAARC has served as the common entry point for Vulnerable Adult reports since July 1, 2015.



The State of Minnesota average for screened in reports was 30% in 2025.
Renville County average for screened in reports was 50% in 2025.

Generally, there are 3 to 6 assessments open at one time.

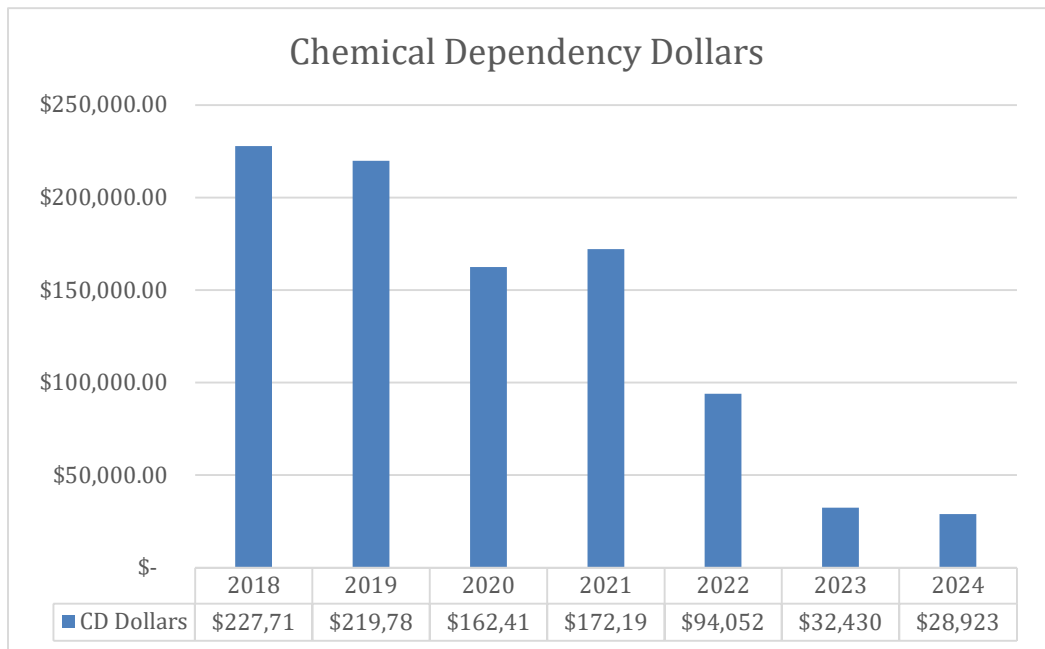
*Vulnerable adults must meet one of the following criteria:

- Have a physical, mental or emotional disorder that makes it difficult for the person to care for themselves without help and to protect themselves from maltreatment.
- Are in a hospital, nursing home, transitional care unit, assisted living, housing with services, board and care, foster care or other licensed care facility.
- Receives services such as home care, day services, personal care assistance or other licensed services.

Behavioral Health

Chemical Health

SUD (Substance Use Disorder) Reform was enacted in Minnesota on July 1, 2022. This significantly changed the way Renville County Human Services provided Chemical Health services. Prior to that date, Renville County provided Chemical Use Assessments under Rule 24/25 as well as case managements. After that date, Renville County moved to processing BHF (Behavioral Health Funds) requests for under or uninsured residents of Renville County. Our agency still receives contacts requesting assessments and/or treatment referrals, so we provide resources for those calls. RCHS also processes withdrawal management (detox) episodes for funding.



*Average Case Load Size Per Year

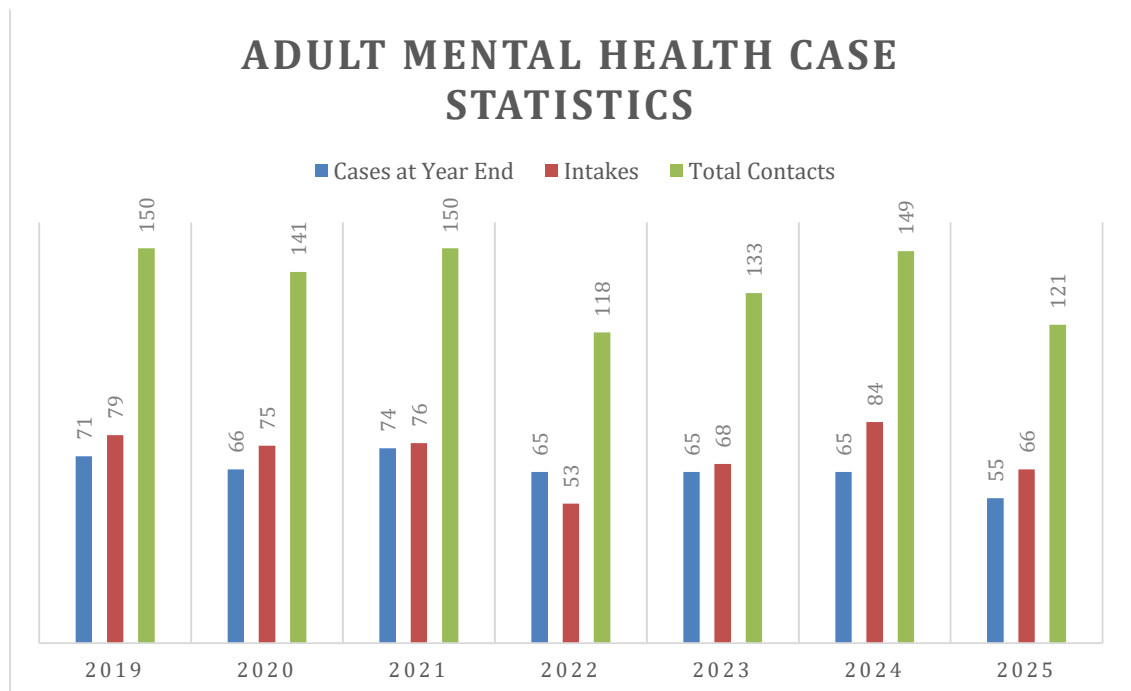
Year	Case Load	BHF Requests
2019	207	X
2020	166	X
2021	114	X
2022	46	X
2023	X	16
2024	X	17
2025	X	19



Behavioral Health (Continued)

Adult Mental Health

Adult mental health case management services as defined by Minnesota Statute 245.462, means *activities that are coordinated with the community support services program to help adults with serious and persistent mental illness in gaining access to needed medical, social, education, vocational and other necessary services as they relate to the client's mental health needs. Case management services include developing a functional assessment, an individual community support plan, referring and assisting the person to obtain needed mental health and other services, ensuring coordination of services, and monitoring the delivery of services.*



State requirement for adult mental health client caseload per case manager is: 30:1
12 of the total contacts in 2025 were OBRA Level II Mental Health Assessments.

Southwestern Minnesota Adult Mental Health Consortium (SMAMHC):

SMAMHC is an 18 county Joint Power entity that is committed to the partnerships and collaboration built with the counties and providers in the southwestern 18-county region. SMAMHC is dedicated to improving the mental health for the adults of our region through strong partnerships and planning. SMAMHC grant allocated Renville County \$54,209 for 2025, plus a one-time addition of \$15,412.

Behavioral Health (Continued)

Civil Commitments

Year	Mentally Ill	Mentally Ill Chemically Dependent	Chemically Dependent	Rule 20	Unsupported
2025	3	5	2	5	5
2024	3	2	0	1	1
2023	2	3	2	0	3
2022	1	0	3	0	2
2021	2	4	0	2	3
2020	5	4	2	0	3
2019	3	0	3	0	0

Sex Offender Treatment Financial Statistics		
Year	Total Funds Spent	Average Annual Cost per Person
2025	\$156,684	\$39,171
2024	\$122,255	\$30,564
2023	\$104,053	\$26,374
2022	\$92,403	\$31,134
2021	\$79,655	\$26,552
2020	\$83,302	\$28,767

The above funds are the county share, which is 25% of the total cost of treatment



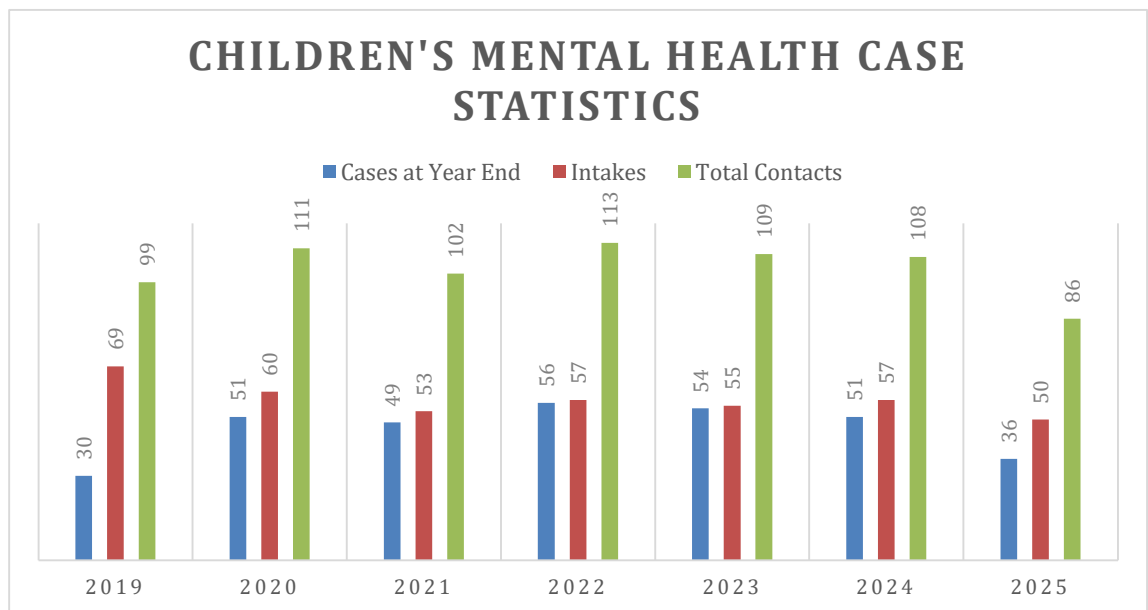
Detox

In 2025 Renville County Human Services covered a total cost of \$26,140.53 for Detox Services. RCHS pays the Detox center when a person that is underinsured or not insured is admitted from Renville County. After collection efforts, RCHS was able to recover \$10,328.80 by means of voluntary payment or revenue recapture in 2025.

Behavioral Health (Continued)

Children's Mental Health

Children's Mental Health Case Management services, as defined by Minnesota Statute 245.4871, means *activities that are coordinated with family community support services and are designed to help the child with severe emotional disturbance, and the child's family obtains needed mental health services, social services, educational services, health services, vocational services, recreational services, and related services in the areas of volunteer services, advocacy, transportation, and legal services. A case manager assesses a child's changing needs, develops a plan with other service providers and the child's family to best address the child's needs, links the child and family to appropriate community resources and monitors the effectiveness of planned services.*



State requirement for children's mental health client caseload per case manager is: 15:1

In 2025, there were **26** accepted crisis intakes to Woodland Centers Youth Crisis Shelter

- May be duplicated clients, number based off of each intake.
- Does not include refusals by Woodland Centers
- In 2025 a total of \$34,234 was paid for youth crisis from county dollars.

Licensing

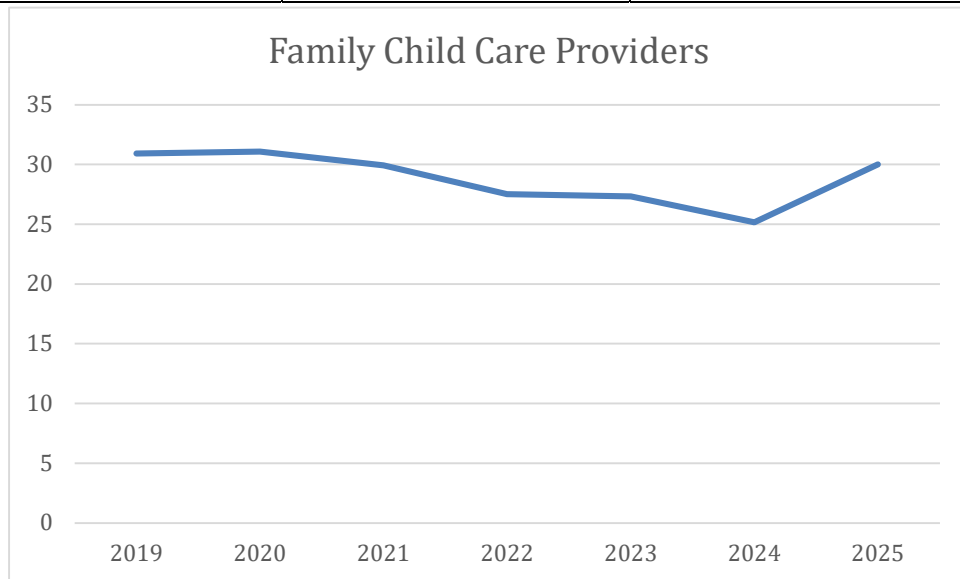
Family Child Care:

There were 30 providers as of 12/31/2025, one (4) of which is a SFCC (Special Family Child Care).

There was an increase of SFCC from 1 in 2024 to 4 in 2025. This increase is contributed to the “West Wing” project.

SFCC: is a License holder who provides child care in a space other than their home. Space may be in another house, church, school, or other community space.

Family Child Care Providers		
Year	Number of Providers	Number of Investigations
2025	30	3
2024	23	1
2023	27	X
2022	28	X
2021	30	X
2020	31	X
2019	31	X



There are 3 state licensed child care centers in Renville County (Little Stangs-Buffalo Lake, Learning Funhouse-Bird Island, and Cougar Cub-Franklin).

These numbers represent the number of providers on 12/31 of the year.

Licensing (Continued)

Child Foster Care:

At the end of 2025, Renville County Human Services had 8 licensed Child Foster Care homes, 4 of which are relative home. RCHS has 4 ‘in application’ providers who are in the licensing process.

Licensing guidelines recommends that the licensing process be completed within 4-6 months.

Year	Applications	Assessments	Licensed	Relative Licensed	Complaints/ Investigations
2025	8	7	2	4	4
2024	8	8	1	4	1
2023	8	8	1	5	X
2022	12	13	2	4	2
2021	24	10	1	11	1
2020	11	9	1	0	X
2019	13	4	1	4	X

Community Residential Setting | Adult Foster Care

Renville County does not have any Adult Foster Care homes, and we had one ‘in application’ over the years 2019-2025.

Year	Number of Community Residential Settings
2025	12
2024	13
2023	15
2022	14
2021	15
2020	16
2019	16



Adult & Waiver Services

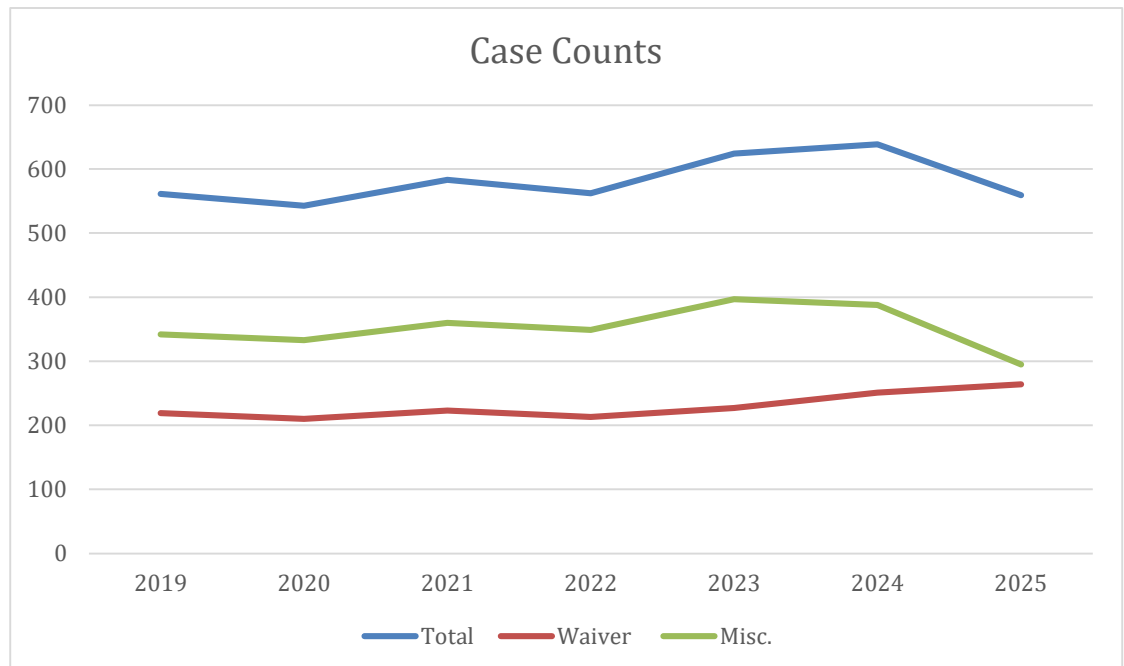
Year	Total Case Count	Waiver Case Count	Misc. Program Case Count
2025	559	264	295
2024	639	251	388
2023	624	227	397
2022	562	213	349
2021	583	223	360
2020	543	210	333
2019	561	219	342

Waivers include:

- AC
- CADI
- CAC
- EW
- DD
- BI
- ECS

Misc. Programs include (But not limited too):

- Family Support Grant
- Rule 185 Case Management
- Community First Services and Supports (CFSS)
- County Funded Semi-Independent Living Skills
- County Funded Day Training and Habilitation
- Vulnerable Adult/Developmental Disability Targeted Case Management (VADD/TCM)
- Health Plans-Refusals
- Health Plans-Community Well

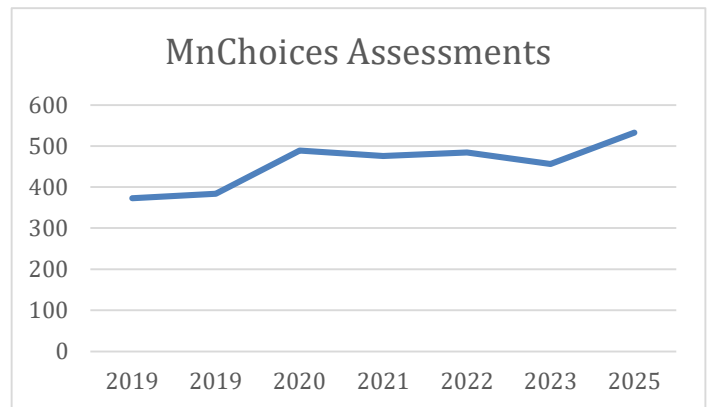


Adult & Waiver Services (Continued)

MnChoices

What is MnChoices? MnChoices is a computer application used by lead agencies to complete Long-Term Services and Supports (LTSS) assessments, support plans and health risk assessments. MnChoices will determine eligibility for home and community based waived services. What is the County's Role in MnChoices? MnChoices assessors will complete initial and reassessments on those individuals who are already on a home and community-based waiver. Care coordinators at Renville County also complete MnChoices for individuals who are on either Blue Plus or Prime West.

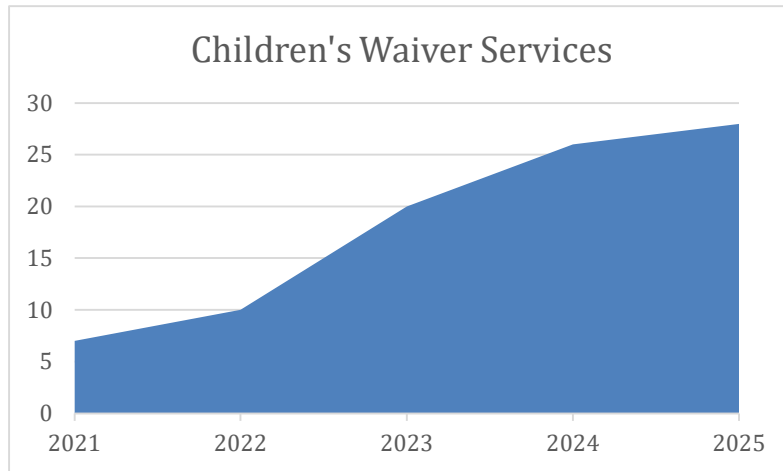
Year	Assessments Completed
2025	533
2024	456
2023	484
2022	476
2021	489
2020	384
2019	373



Adult & Waiver Services (Continued)

Children Waiver Services

The Children Waiver Services need in Renville County has seen a significant increase between the years 2021 and 2025.



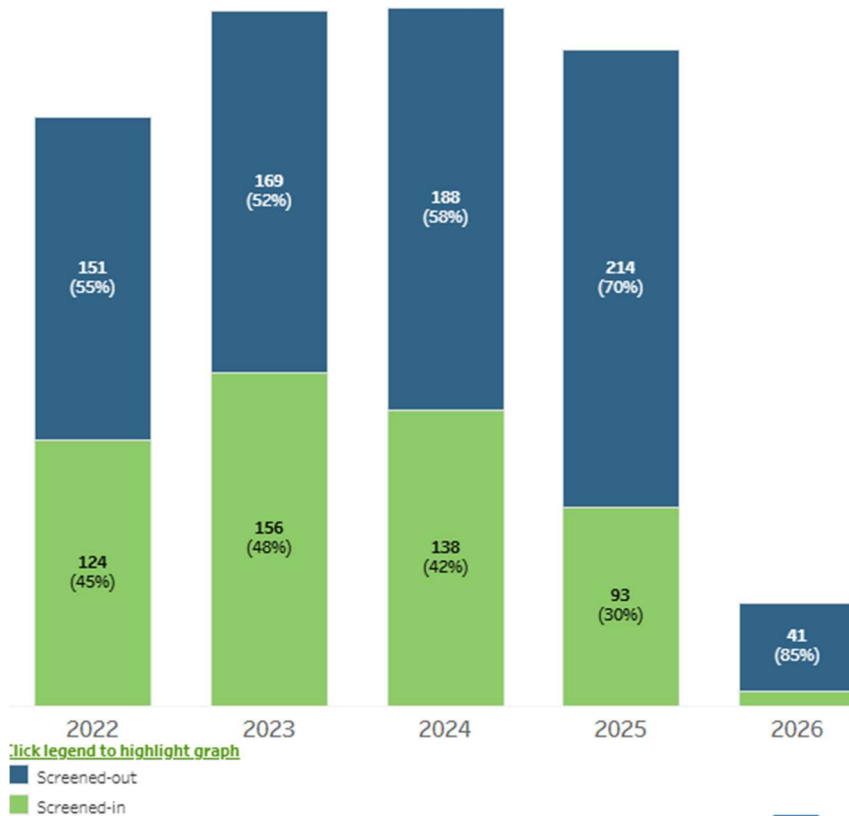
Year	Children Cases
2025	28
2024	26
2023	20
2022	10

Financial Impact in 2025			
Program	Dollar Amount	State Funds	County Funds
Family Support Grant	\$4,104.21	100% Grant	N/A
Rule 185 Case Management	\$1,186.80	N/A	100% County
Community First Supports & Services (CFSS)	\$32,778.97	N/A	100% County
County Funded Semi-Independent Living Skills	\$44,657.35	85% State	15% County
County Funded Day Training and Habilitation	\$27,718.34	N/A	100% County
VADD/TCM	\$9,168.00	100% State	N/A
Guardianship	\$64,994.73	N/A	100% County

Child Protection & Child Welfare

Child Protection

Child protection allegations are defined by MN Statute 260 and consist of sexual abuse, physical abuse, mental injury, and neglect. Reports are received by the agency either in person, online, or via phone and are then screened by a multidisciplinary team consisting of Human Services staff, law enforcement, attorney's office, and outside agencies such as teachers, medical professionals, mental health professionals, day care providers or relatives. During screenings, not only are the allegations determined, but also whether or not the allegations rise to the level of child protection, voluntary services, or are screened out. From there, the Child Protection team, guided by statute and best practice recommendations, completes the case.



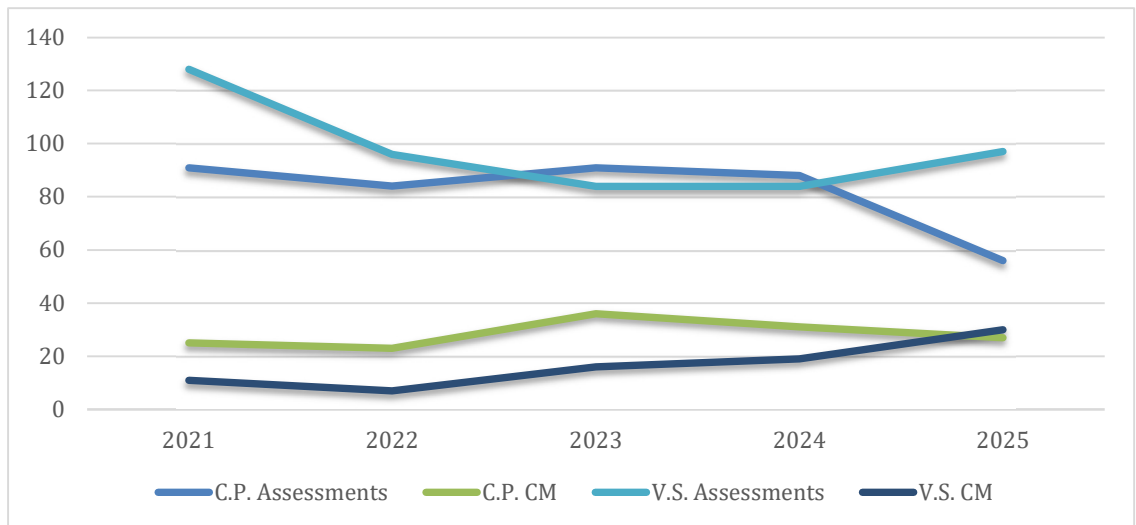
Graph indicates the number of reports for Renville County

Child Protection & Child Welfare (Continued)

Case Statistics

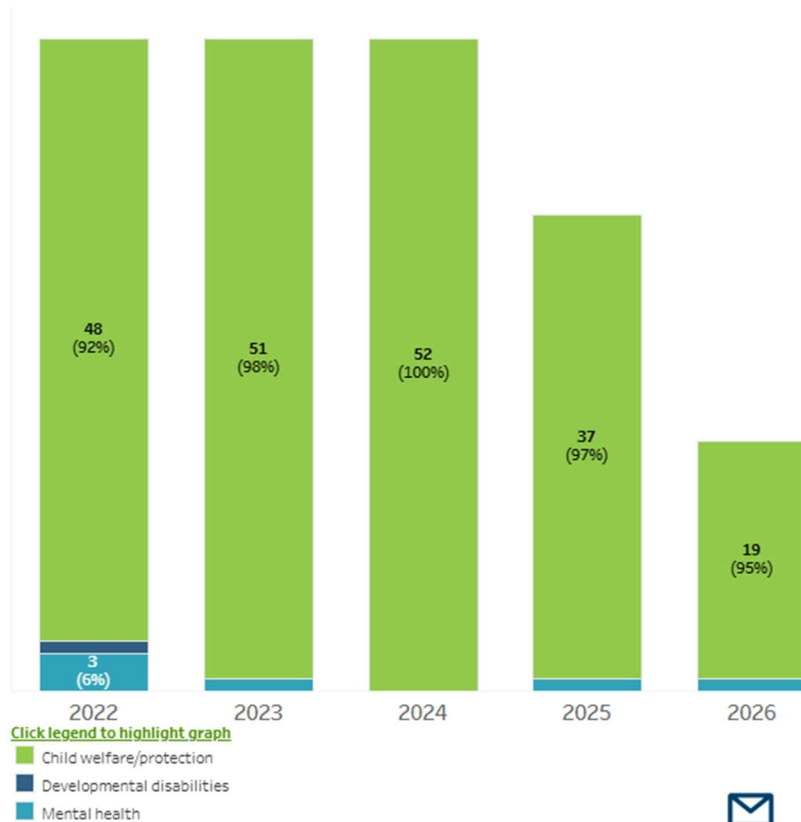
Child Protection		
Year	Assessments	Case Management
2025	56	27
2024	88	31
2023	91	36
2022	84	23
2021	91	25

Voluntary Services		
Year	Assessments	Case Management
2025	97	30
2024	84	19
2023	84	16
2022	96	7
2021	128	11



Child Protection & Child Welfare (Continued)

In some cases, it is found that it is best for a child to be removed from the home.



****Graph indicates the number of children experiencing out of home care****

Custody of **1** child was transferred to a kinship home and adoption was completed for **6** children in 2025.

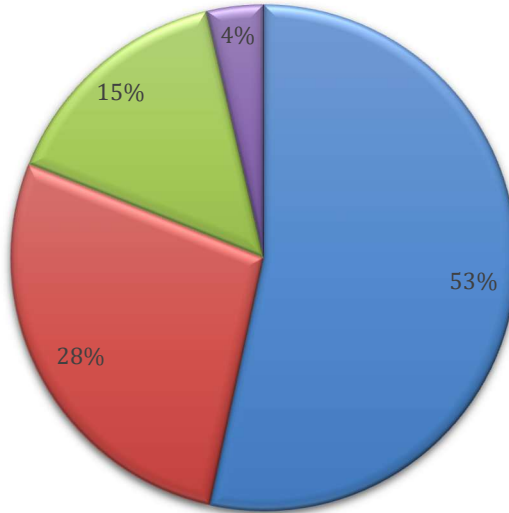
There were **6** children pending permanency, as of 12/31/2025.

Permanency refers to a stable, long-term living situation for a child, ideally with family connections, achieved through reunification, adoption, or guardianship, and encompassing both legal and relational aspects.

Child Protection & Child Welfare (Continued)

Out of Home Placement Financial Statistics

Out of Home Placement Dollars 2025



■ Family Foster Care ■ Residential Treatment ■ Correctional Facilities ■ Extended Foster Care

Year	2025	2024	2023
Family Foster Care	\$320,029.85	\$314,583.92	\$208,990.47
Residential Treatment	\$70,977.75	\$32,485.74	\$68,478.40
Correctional Facilities	\$186,289.43	\$135,207.29	\$135,337.77
Extended Foster Care	\$21,847.48	\$10,507.38	N/A



Public Assistance

Renville County Human Services helps the community with a plethora of programs. Those programs include, but are not limited, to General Assistance, Medical Assistance, SNAP, MSA, Housing Support, DWP & MFIP.

According to the 2023 census, Renville County has a population of 14,348.

In December 2025, approximately 8.5% of the Renville County population was on a financial public assistance program.

Below is a chart showing the average number of people on a public assistance program in Renville County each month of 2025.

Public Assistance Breakdown	
Program	Number of People
GA	39
GRH	61
MSA	54
SNAP	1,016
DWP	10
MFIP	68



What is General Assistance? The General Assistance program helps people without children pay for basic needs. It provides money to people who cannot work enough to support themselves, and whose income and resources are very low. People who receive GA are also eligible for help with medical and food costs through Medical Assistance and the Supplemental Nutrition Assistance Program

What is Minnesota Supplemental Aid (MSA)? Minnesota Supplemental Aid provides cash assistance to help adults who get supplemental Security Income (SSI) pay for their basic needs. Some people who are blind, have a disability, or are older than 65 but do not get SSI because their other income is too high may also be eligible for MSA if they meet the income requirements.


Public Assistance (Continued)

What is Supplemental Nutrition Assistance Program (SNAP)?

Supplemental Nutrition Assistance Program (SNAP), formerly known as Food Stamps, helps Minnesotans with low incomes (including temporary low incomes) get the food they need for nutritious and well-balanced meals. The program provides extra support to help stretch a household's food budget – it is not meant to cover all the groceries that a family needs. SNAP offers monthly benefits loaded on an Electronic Benefit Transfer (EBT) card, which looks and works like a debit card. This card can be used to buy groceries at authorized stores, farmers markets, and online retailers.

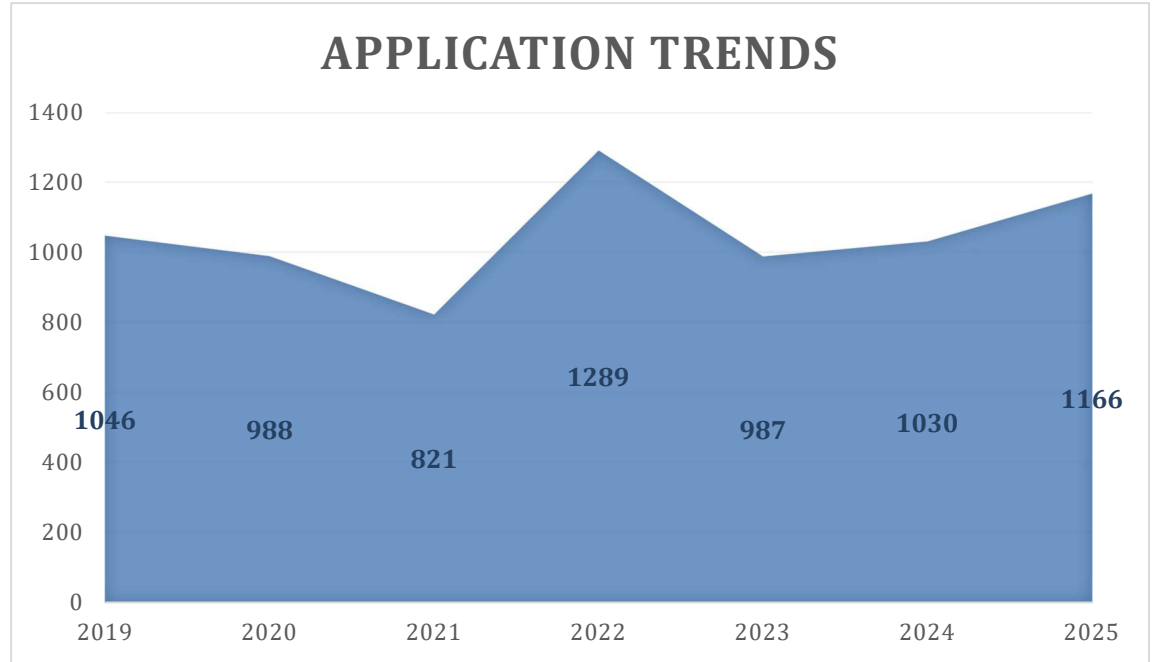
What is Housing Support? The Housing Support program pays for room and board for seniors and adults with disabilities who have low incomes. The program aims to reduce and prevent people from living in institutions or becoming homeless. Over 20,000 Minnesotans receive Housing Support assistance each month to help pay for rent and food. About 27% of program recipients also receive Housing Support supplemental service funding to provide other services, including but not limited to: medication reminders, assistance with transportation, arranging for meetings and appointments, and arranging for medical and social services.

What is Diversionary Work Program & Minnesota Family Investment Program? Minnesota's economic support programs help families and individuals work toward economic stability. The Diversionary Work Program (DWP) is a four-month program that helps low-income Minnesota families find a job. When families first apply for cash assistance, most will participate in DWP. The Minnesota Family Investment Program (MFIP) is the state's primary program for helping low-income families with children move out of poverty through work.



Public Assistance (Continued)

Application Trends



2025 Financial Statistics			
Program	Dollar Amount	State Funds	Federal Funds
General Assistance	\$111,711.66	\$111,711.66	N/A
Supplemental Nutrition Assistance Program (SNAP)	\$1,786,961.79	\$2523.00	\$1,784,438.79
Minnesota Supplemental Aid (MSA)	\$82,248.60	\$82,248.60	N/A
Housing Support	\$314,287.94	\$314,287.94	N/A
Diversionary Work Program (DWP)	\$19,302.16	N/A	\$19,302.16
Minnesota Family Investment Program (MFIP)	\$230,671.60	\$50,531.93	\$208,203.53

There are no county funds used for these above programs

County Burial Statistics		
Year	Number of County Burials	Dollar Amount
2025	12	\$36,240.00
2024	19	\$53,436.00
2023	19	\$67,696.28
2022	13	\$31,161.31

County Burials are 100% County Funds

Public Assistance (Continued)

Medical Assistance

In 2025, approximately 3,473 people were on Medical Assistance. This would be approximately 25% of the 2023 census of Renville County of 14,348.

What is Medical Assistance? Medical Assistance (MA) is Minnesota’s Medicaid program for people with low income. Most people who have MA get health care through health plans. Members who do not receive health care through a health plan receive care on a fee-for-service basis, with providers billing the state directly for services they provide. MA is Minnesota's largest health care program and serves children and families, pregnant women, adults without children, seniors and people who are blind or have a disability.

2025 Medical Assistance Financial Statistics			
Program	Dollar Amount	State Funds	Federal Funds
Medical Assistance (MA)	\$55,419,480	\$3,002	\$55,416,478

The above numbers are reported from 2024, as 2025 has not been reported yet

Fraud Prevention Investigation (FPI)

Renville County Human Services works closely with the Renville County Sheriff’s Office to complete fraud prevention services for our county to combat abuse of public assistance programs, ensuring the dollars go to individuals and families who really need it. The county started receiving the fraud prevention grant in 2020, and has since used it to save thousands of dollars for the State of Minnesota. From July 2024 to June 2025, Renville County received \$95,000 to support the Fraud Prevention Investigator position in the Sheriff’s Office that led to the following:

Year	Savings	Overpayments	Referrals	Completed
2025	\$202,600	\$41,039	49	46
2024	\$181,988	\$7,121	67	63



Public Assistance (Continued)

Child Care Assistance Program

Renville County Human Services, in conjunction with the State of Minnesota, offers the Child Care Assistance Program (CCAP). The program can help make child care affordable for families who qualify for the program.

In 2025 there were 14 child care providers that accept CCAP.

The Renville County child care needs assessment, conducted in June 2020, by First Children's Finance (FCF), shows that the county's current capacity for child care meets only 76% of the child care needs, or 154 child care openings short of full capacity.

This chart shows the average monthly case load for the Child Care Assistance Program. Caseload is equal to the number of families participating in the program. There was an average of 22 families per month participating in CCAP in 2025.

Year	Average Caseload (Monthly)
2025	22
2024	24
2023	25
2022	26
2021	25
2020	31
2019	28



Child Support

Renville County Human Services Child Support Unit consists of 3 Child Support Officers that manage cases from open to close, case duties may include, but are not limited to, establishment, paternity, locating an absent parent and enforcement.

Case Load & Collections

Year	Dollars Collected	Average Caseload (Monthly)
2025	\$1,738,064	483
2024	\$1,776,526	524
2023	\$1,780,145	542
2022	\$1,842,565	576
2021	\$1,853,451	604
2020	\$2,011,366	609
2019	\$1,994,787	594

